



# Quick Guide – EN

## Molift Raiser Pro

**molift®**  
by Etac

QG43001 - 2024-05-28 - Rev. 1.0

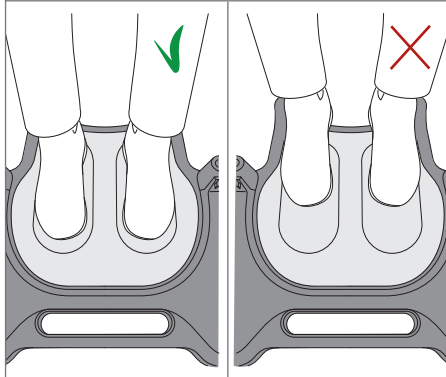


1.



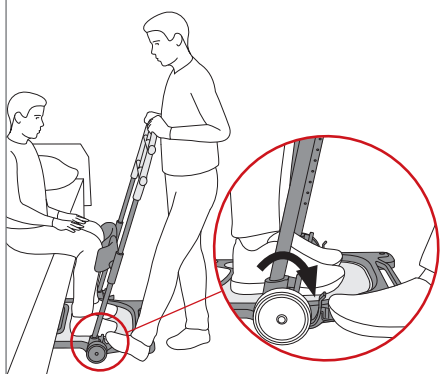
2.

**i** 01



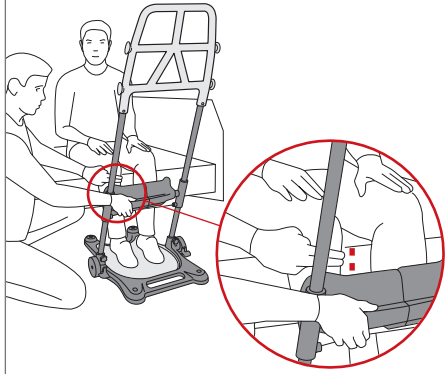
3.

**!** 01



4.

**i** 02 **!** 02

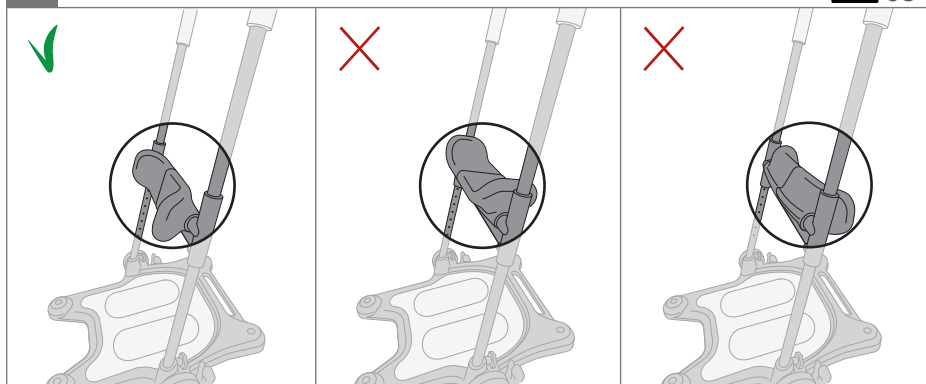


[www.etac.com](http://www.etac.com)





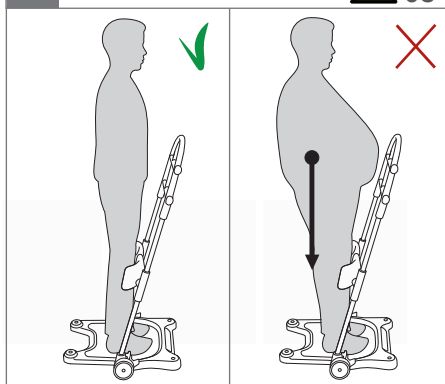
5.



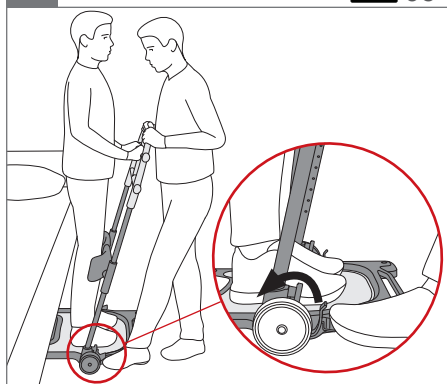
6.



7.

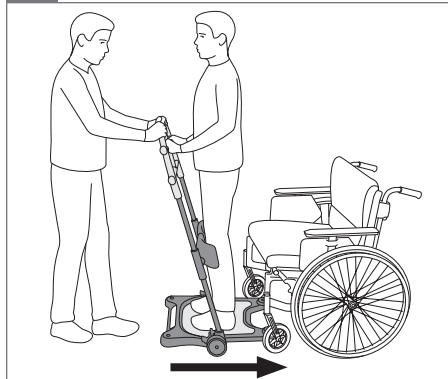


8.

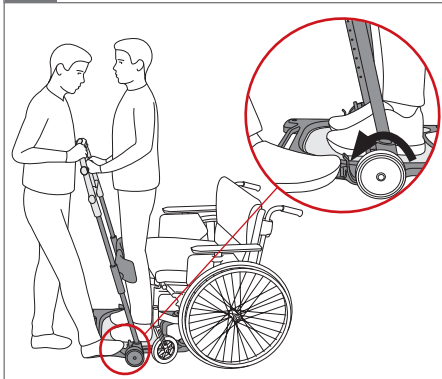




1.



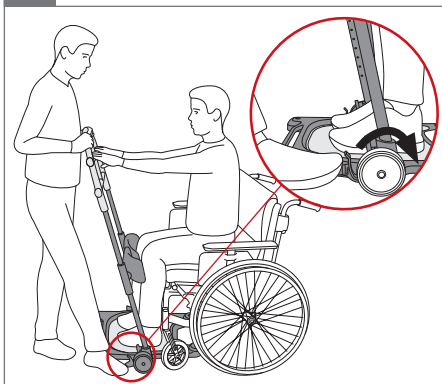
2.



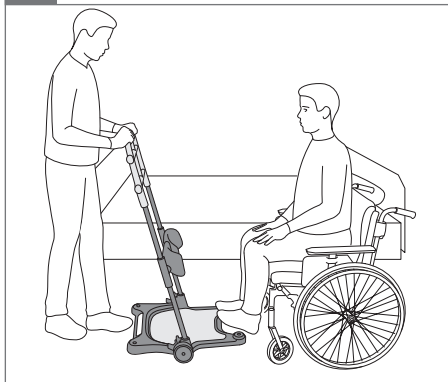
3.



4.



5.



## Handling



### Warnings

01. The wheels must always be locked when the user moves between sitting and standing position.
02. Pull release wire and slide the leg support to correct height. Make sure both sides are properly settled. Push up or down until you get the auditive feedback click. Unattached leg support can cause the leg support to slide down and make the device unsafe to use.
03. Make sure the leg support is vertical and the release wire is pointing towards carer's side before the user stands up.
04. The carer must always place one foot on the baseplate and counterbalance the user's weight when the user stands up or sits down.
05. Make sure the user's weight is centred above the centre of the base plate.
06. The user should always hold on to the handles during transfer.



### Information

01. Feet must be placed on the contour on the baseplate.
02. Adjust the legsupport, so it is placed two fingers below the user's knees.

## Technical data



10,7kg  
23.6lbs

## Cleaning



This is a Quick Guide. The latest version of all user manuals can be downloaded as a "pdf-file" from the [www.etac.com](http://www.etac.com)



**Etac A/S**

Parallevej 3

DK-8751 Gedved



+45 796 858 33



[patienthandling@etac.com](mailto:patienthandling@etac.com)



[www.etac.com](http://www.etac.com)

***molift***<sup>®</sup>  
by Etac