

PRODUCT AND CONTACT INFORMATION:



Tel: 800.506.9901 • Fax: 435.787.2301
2410 Heritage Dr. • Logan • UT 84321
sales@stander.com
www.stander.com

English- For assembly instructions and product information, visit the following website:
www.stander.com/product-manuals

Español- Para obtener instrucciones de montaje e información del producto, visite el siguiente sitio web:
www.stander.com/product-manuals

Deutsch- Montageanleitungen und Produktinformationen finden Sie auf der folgenden Website:
www.stander.com/product-manuals

Français- Pour obtenir des instructions d'assemblage et des informations sur le produit, visitez le site
Web suivant: www.stander.com/product-manuals

Italiano- Per le istruzioni di montaggio e le informazioni sul prodotto, visitare il seguente sito Web:
www.stander.com/product-manuals



LIMITED LIFETIME WARRANTY

Stander, Inc. ("Stander") warrants to the original purchaser that the Product will be free from material defects in material or workmanship for the lifetime of the product. This limited lifetime warranty applies only when the Product is used consistent with the Product's specifications and is non-transferable and shall solely be applicable to the original purchaser.

In the event of a warranty claim, the original purchaser must notify Stander, during the warranty period, in writing of the alleged defect in workmanship or material and must ship the Product, along with the proof of purchase, to Stander.

All shipping costs must be paid by the original purchaser. Stander will not refund or pay for any shipping charges.

If Stander determines, upon its sole determination, that there is a material defect in the material or workmanship of the Product, Stander will either send replacement parts or if needed replace the product and ship a replacement product or parts to the original purchaser.

The limited lifetime warranty does NOT apply to any Product:

- (1) That has been damaged in any way.
- (2) That has been altered or modified in any way or is used with any unauthorized attachments.
- (3) That was not properly installed or that was not used in accordance with the instructions provided by Stander.
- (3) That was used for purposes other than those for which the Product was designed or intended; or
- (4) Damaged due to abuse, misuse, mishandling, neglect, misapplication, accident or abnormal use or storage.

STANDER MAKES NO WARRANTIES OTHER THAN THOSE EXPRESSLY SET FORTH HEREIN. ALL OTHER WARRANTIES, EXPRESS OR IMPLIED INCLUDING ALL (I) IMPLIED WARRANTIES OF MERCHANTABILITY OR FITNESS FOR A PARTICULAR PURPOSE, OR (II) IMPLIED WARRANTIES ARISING FROM ANY COURSE OF DEALING, USAGE OF TRADE, ADVERTISING OR PERFORMANCE OF PRODUCTS TO STANDARDS SPECIFIC TO THE COUNTRY OF IMPORT, ARE HEREBY EXPRESSLY DISCLAIMED.

THIS LIMITED LIFETIME WARRANTY IS THE FULL AND COMPLETE STATEMENT OF STANDER'S LIMITED LIFETIME WARRANTY OF THE PRODUCT, CONSTITUTES THE ENTIRE AND COMPLETELY INTEGRATED LIMITED LIFETIME WARRANTY OF STANDER, SUPERSEDES ALL OTHER STATEMENTS, AND CANNOT BE VARIED BY ANY ORAL OR OTHER WRITTEN STATEMENT.

THE EXCLUSIVE REMEDY FOR BREACH OF THIS LIMITED LIFETIME WARRANTY IS TO RETURN THE PRODUCT FOR THE REPLACEMENT OF THE NONCONFORMING PRODUCT.

UNDER NO CIRCUMSTANCES SHALL STANDER, INC. BE LIABLE FOR ANY SPECIAL, INCIDENTAL, EXEMPLARY, PUNITIVE, CONSEQUENTIAL DAMAGES, OR OTHER DAMAGES, BASED UPON BREACH OF THIS LIMITED WARRANTY, BREACH OF CONTRACT, OR STRICT LIABILITY.

Some states do not allow limitations on how long an implied warranty lasts. This warranty gives you specific legal rights, and you may also have other rights which vary from state to state. To obtain service under this Limited Warranty, you can reach Stander at (800) 506-9901 or (435) 755-0453.

DISCLAIMER: Neither Stander nor the manufacturer will be liable for any harm or injury that results from the improper use or assembly of the product.

Do not use or attempt to install this product unless you read and understand these warnings and follow all instructions.



EMERGO EUROPE
Westervoortsedijk 60
6827 AT Arnhem
The Netherlands



WARNINGS

- Wonder Cane, 7510: This device is intended to assist disabled persons to provide moderate weight support. Talk to a doctor before using any mobility aid.
- a) Do not use this product unless you read and understand these warnings and instructions to ensure the product is properly used. If you have any questions regarding the use, associated risks, or anything at all regarding this product call Stander at (800) 506-9901 or (435) 755-0453.
 - b) Do not alter the product in any way or vary the intended use of the product.
 - c) Children should not be allowed to hang on or play with this product.
 - d) No external items should be attached to this product.
 - e) This product is for adult use only. It is not intended to be used by individuals who have paralysis, symptoms of dementia, sleeping disorders, incontinence, pain, uncontrolled body movement, or are unable to walk safely without assistance. It should not be used by individuals who suffer from confusion, restlessness, terminal restlessness, or are under the influence of medications, drugs or any substance that could impair their balance or judgment, or any other unforeseeable reasons that could affect the user's physical and mental ability to safely use this product. If you have questions, please consult a physician before using this product. This product is not intended to carry the full weight of an individual. This product is only intended to provide balance and support while standing.
 - f) Additional safety measures should be taken for users that are a high risk. High risk users include those who are not mentally conscious (including those individuals under medication), users who have size or weight conditions, or any condition that impair their ability to use the product without assistance.
 - g) **DISCLAIMER:** Neither Stander nor the manufacturer are liable for any harm or injury that may result or has resulted from the improper use or assembly of the product.
 - h) If you have any concerns or questions regarding these precautions, please contact Stander at (800) 506-9901.
 - i) In the rare possibility of a serious event with any Stander product, contact a customer service representative at (800) 506-9901 or (435) 755-0453 immediately. Also report to the competent authority of your member state. A serious event is defined as death or serious deterioration in health that results in a life-threatening illness or injury, permanent impairment, hospitalization, or surgical intervention.
 - j) Do not use unless all segments are securely connected and the spring button is fully engaged.
 - k) When assembling the segments, keep your fingers away to prevent pinching.
 - l) Avoid stretching the internal elastic cord more than necessary during assembly or disassembly. Do not use the cane if the elastic cord is cut, frayed, or damaged.
 - m) Applying downward pressure on the foot (such as stepping on it) while lifting the handle may cause the cane segments to separate and the cane to collapse, which could lead to a fall.
 - n) If the cane foot or handle is loose, stop use and call Stander customer service.
 - o) Do not use on slippery surfaces.

ASSEMBLY INSTRUCTIONS

<u>Specifications:</u>	<u>Adjustable Heights:</u> from 33.5" to 37.0" (85-94CM)
<u>Product Name:</u> Wonder Cane	<u>Cleaning:</u> Clean product with warm water and soap. Dry thoroughly before using.
<u>Product #:</u> 7510	<u>Recycling:</u> Product should be recycled in accordance with national guidelines
<u>Maximum User Weight:</u> 300 lbs. (136kg)	

1. Remove product from box and unsnap wrist strap as shown in *FIGURE 1*.

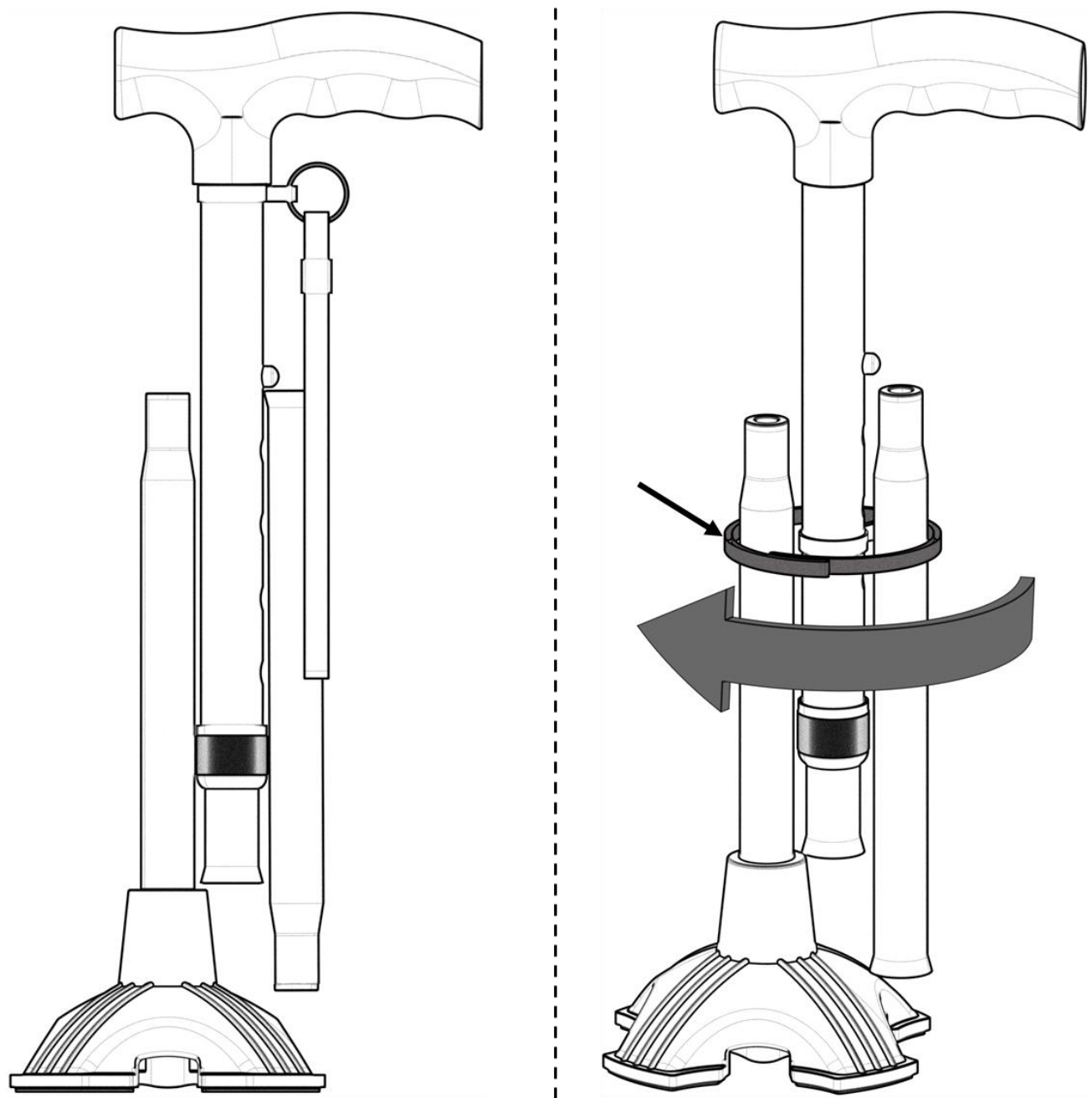


FIGURE 1

2. Unfold cane, making sure joints are secure and press on the foot as shown in *FIGURE 2*.

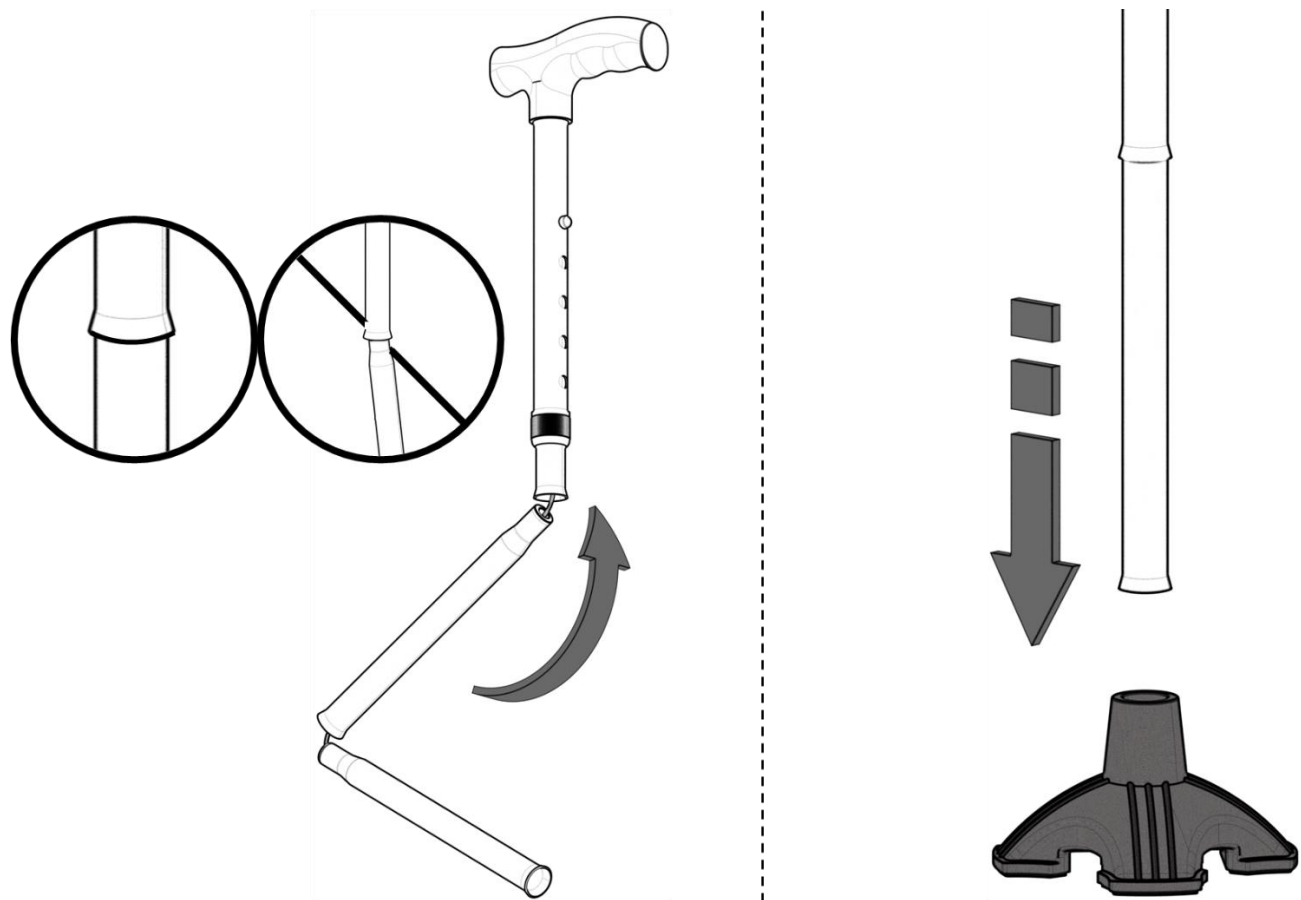


FIGURE 2

3. To adjust cane height; loosen screw cap, push in spring pin and adjust up or down. Reengage spring pin and tighten screw cap.
NOTE: Make sure spring button is fully engaged before use.

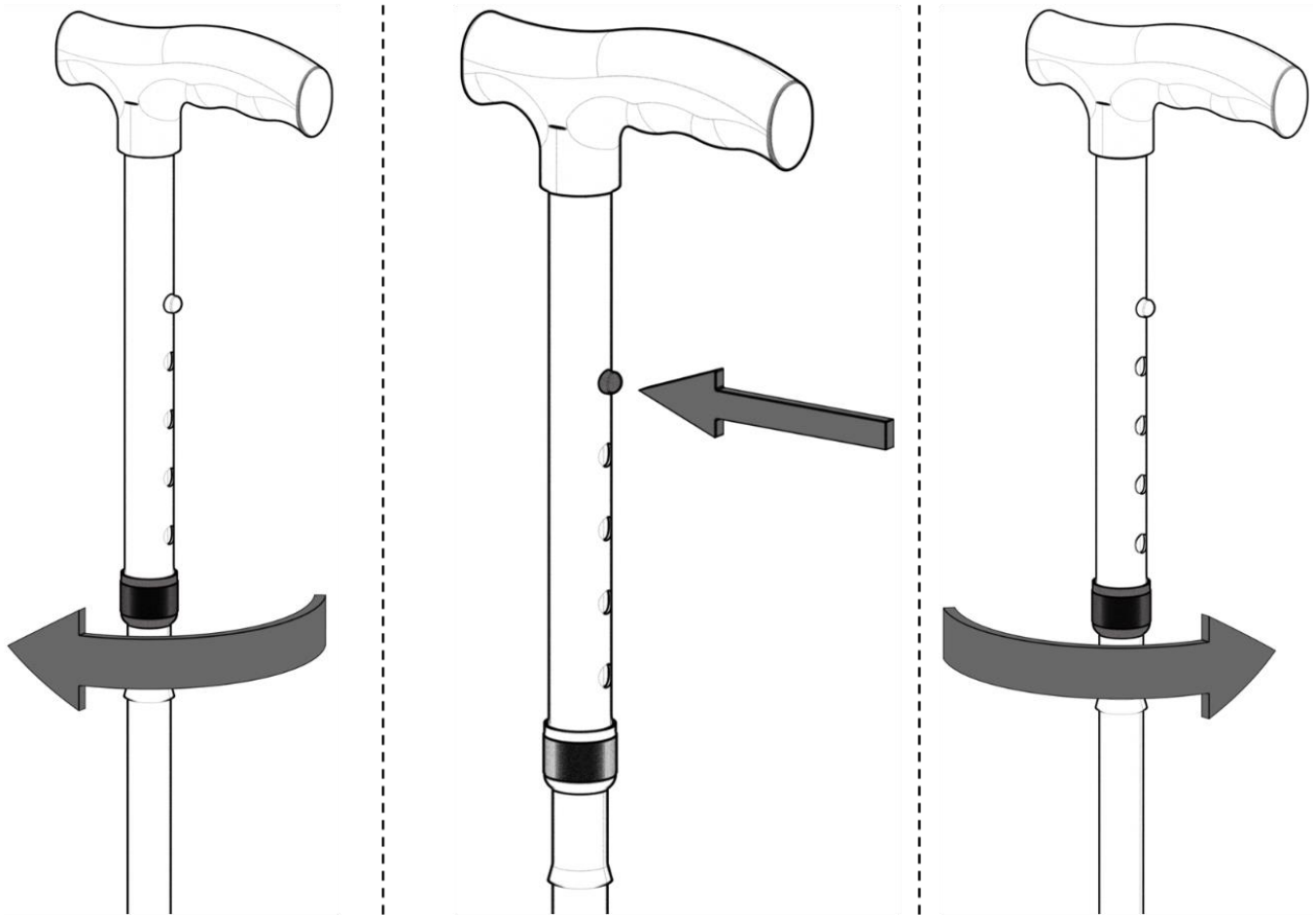


FIGURE 3

4. WARNING: Lifting handle while stepping on base may cause cane to separate and collapse.

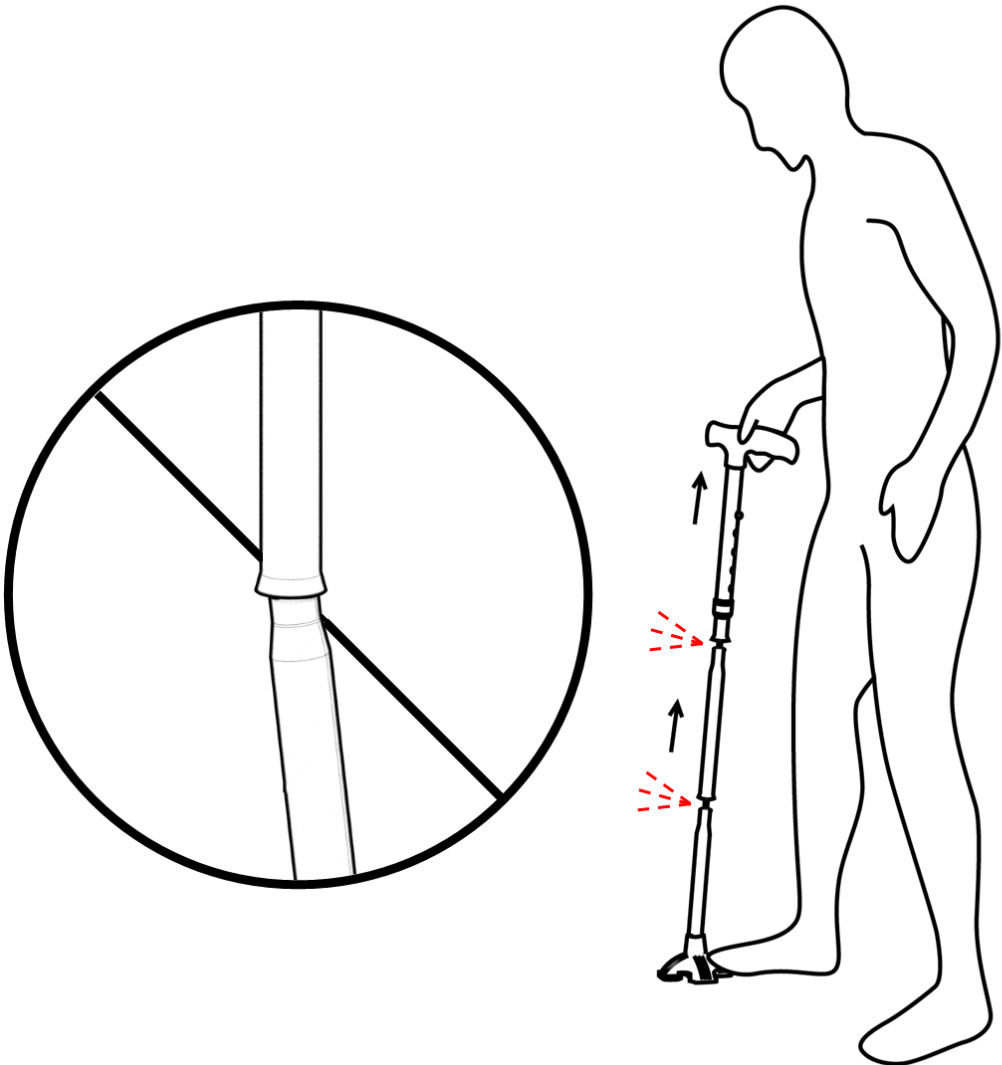


FIGURE 4